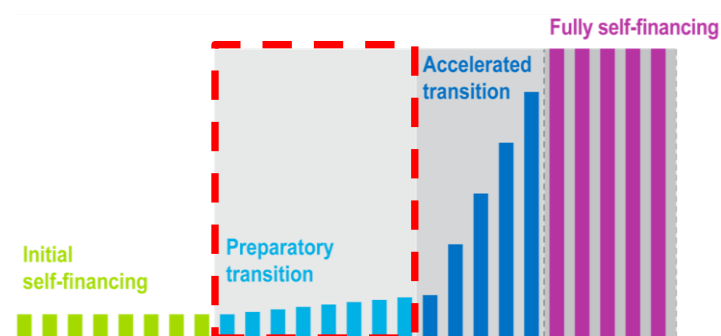


Republic of Sudan

Region: EMRO

Key information on co-financing

- Gross National Income per capita (2015): **\$1,840**
- Co-financing status (2017): **Preparatory transition phase**
- Projected to enter the accelerated transition phase: **2020**



Immunisation financing

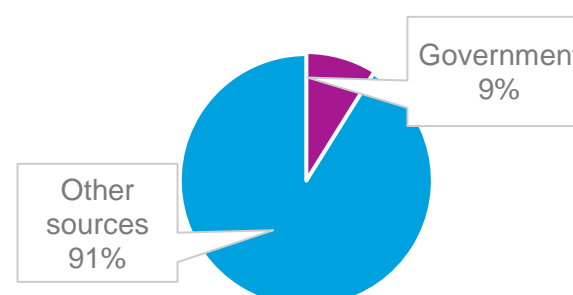
	2011	2012	2013	2014	2015
Vaccines used in routine immunisation					
- Government expenditure	\$ 876,715	\$ 1,736,110	\$ 2,593,240	\$ 2,721,000	\$ 3,793,280
- Total expenditure	\$ 36,662,904	\$ 27,453,192	\$ 48,706,699	\$ 39,637,403	\$ 40,544,280
- Government as % of total	2%	6%	5%	7%	9%
Routine immunisation					
- Government expenditure	\$ 3,527,879	\$ 8,146,670	\$ 7,057,472	\$ 6,124,720	\$ 5,227,029
- Total expenditure	\$ 42,962,047	\$ 31,133,019	\$ 57,172,962	\$ 51,908,071	\$ 58,783,401
- Government as % of total	8%	26%	12%	12%	9%

Source: WHO-UNICEF Joint Reporting Form 2015

General government expenditure on health as a share of general government total expenditure: **12%**

Source: WHO National Health Accounts, 2014

Expenditure on routine immunisation in 2015



Gavi supported vaccines

Vaccines	Type	Year(s) of Gavi support	Co-financing required
HepB mono	Routine	2004-2007	No
Pentavalent	Routine	2008-present	Yes
Rotavirus	Routine	2011-present	Yes
Meningitis A	Campaign	2012-2013	No
Meningitis A	Mini catch-up	2016	No
Meningitis A	Routine	2016-present	Yes
PCV	Routine	2013-present	Yes
Yellow Fever	Campaign	2014-2015	No
IPV	Routine	2015	No

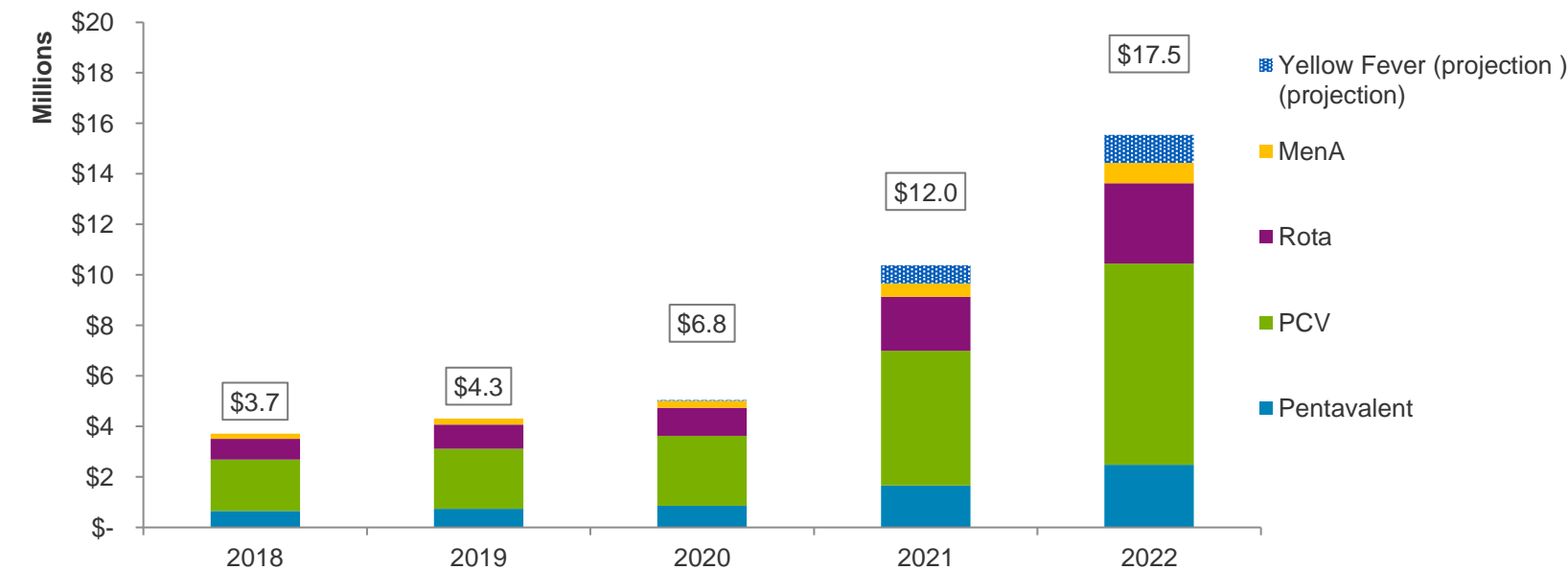
Co-financing payments

	Total amount paid by the country	Co-financed vaccines			
2008	\$ 582,000	Penta	-	-	-
2009	\$ 366,000	Penta	-	-	-
2010	\$ 419,000	Penta	-	-	-
2011	\$ 562,000	Penta	Rota	-	-
2012	\$ 1,666,000	Penta	Rota	PCV	-
2013	\$ 2,397,000	Penta	Rota	PCV	-
2014	\$ 3,312,000	Penta	Rota	PCV	-
2015	\$ 3,744,000	Penta	Rota	PCV	-
2016	\$ 4,172,000	Penta	Rota	PCV	MenA

Co-financing obligations for 2017

	Minimum co-financing per dose	Co-financing obligations (in US\$)	Co-financing obligations (in doses)
Pentavalent	\$ 0.21	\$ 933,500	491,800
PCV	\$ 0.39	\$ 1,767,500	503,600
Rota	\$ 0.26	\$ 428,500	190,500
MenA	\$ 0.06	\$ 174,000	319,500
Total		\$ 3,303,500	

Co-financing projections 2018-2022



	2018	2019	2020	2021	2022
Pentavalent	\$ 651,650	\$ 741,781	\$ 863,841	\$ 1,664,703	\$ 2,486,018
PCV	\$ 2,029,431	\$ 2,376,240	\$ 2,768,505	\$ 5,334,121	\$ 7,965,256
Rota	\$ 819,720	\$ 950,296	\$ 1,107,045	\$ 2,132,890	\$ 3,185,955
MenA	\$ 207,478	\$ 237,120	\$ 276,230	\$ 532,263	\$ 794,769
Yellow Fever (projection)	\$ -	\$ -	\$ 30,774	\$ 714,349	\$ 1,113,482
MR (projection)	\$ -	\$ -	\$ 1,750,855	\$ 1,636,761	\$ 1,920,446
Total	\$ 3,708,279	\$ 4,305,437	\$ 6,797,251	\$ 12,015,086	\$ 17,465,925

- Projections are based on Gavi's operational forecast version 14.
- Country has not formally applied for Yellow Fever support.
- These projections do not guarantee renewal of support or approval of country's application.
- Final co-financing obligations will be communicated through decision letters.