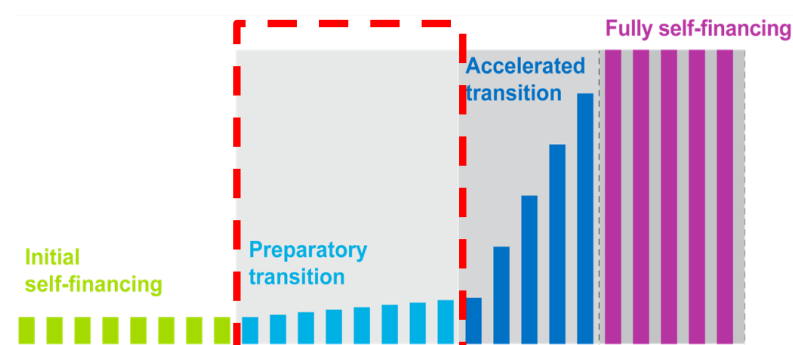


Cambodia

Region: WPRO

Key information on co-financing

- Gross National Income per capita (2017): **\$1,230**
- Co-financing status (2019): **Preparatory transition phase**
- Country is projected to remain in preparatory transition phase until 2024.



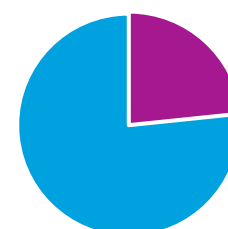
Immunisation financing

	2013	2014	2015	2016	2017
Vaccines used in routine immunisation					
- Government expenditure	\$ 1,997,291	\$ 2,246,340	\$ 1,841,701	\$ 2,069,141	\$ 2,196,765
- Total expenditure	\$ 5,228,651	\$ 4,976,806	\$ 6,389,418	\$ 7,351,240	\$ 8,127,288
- Government as % of total	38%	45%	29%	28%	27%
Routine immunisation					
- Government expenditure	\$ 2,275,105	\$ 2,341,265	\$ 2,407,426	\$ 2,676,568	\$ 3,081,621
- Total expenditure	\$ 8,958,495	\$ 10,870,389	\$ 12,782,282	\$ 13,118,965	\$ 13,191,050
- Government as % of total	25%	22%	19%	20%	23%

Source: WHO-UNICEF Joint Reporting Form 2017

Expenditure on routine immunisation in 2017

Domestic General government expenditure on health as a share of gross domestic product: **0.2%**



Source: WHO National Health Accounts, 2015

Gavi supported vaccines

Vaccines	Type	Year(s) of Gavi support	Co-financing required
Tetra DTP-Hepb	Routine	2001 - 2009	No
Pentavalent	Routine	2010 - present	Yes
Measles 2nd dose	Routine	2012 - present	No
Measles - Rubella	Campaign	2013 - 2017	No
PCV	Routine	2015 - present	Yes
IPV	Routine	2015 - present	No
JE	Campaign	2016	No
HPV	Campaign	2017	No

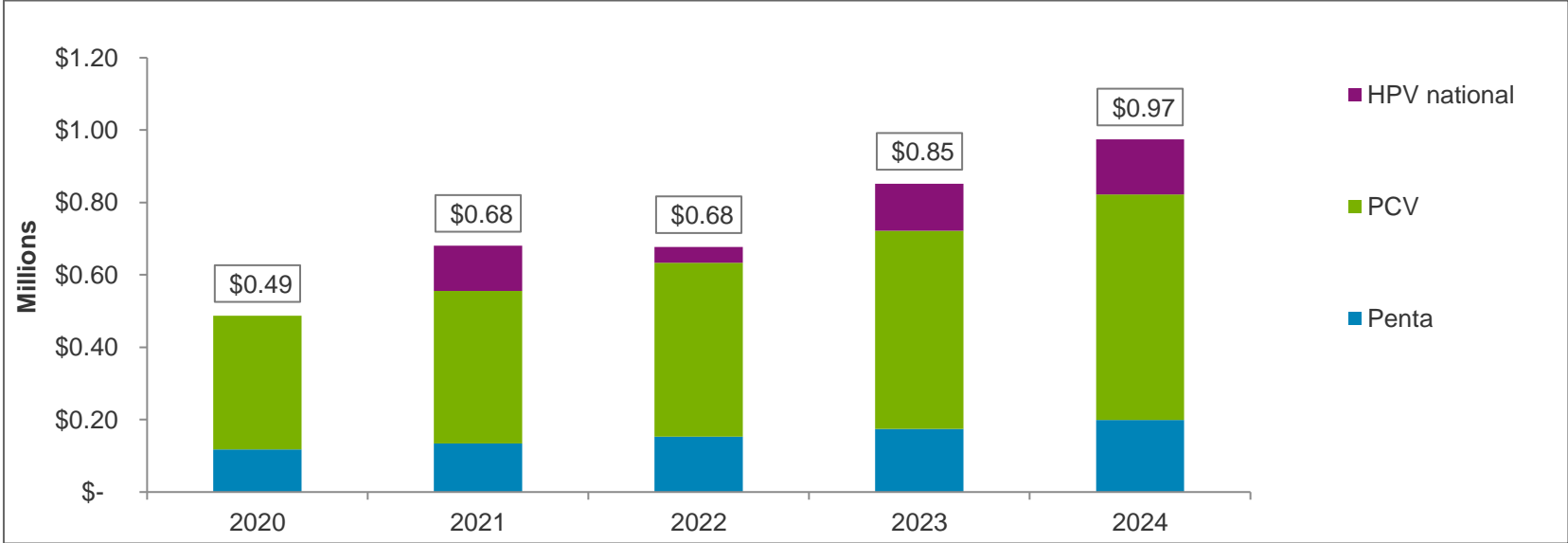
Co-financing payments

	Total amount paid by the country	Co-financed vaccines
2010	\$ 348,000	Penta -
2011	\$ 286,000	Penta -
2012	\$ 300,000	Penta -
2013	\$ 348,000	Penta -
2014	\$ 189,000	Penta -
2015	\$ 508,000	Penta PCV
2016	\$ 536,000	Penta PCV
2017	\$ 286,000	Penta PCV
2018	\$ 455,000	Penta PCV

Co-financing obligations for 2019

	Co-financing obligations (in US\$)	Co-financing obligations (in doses)
PCV	\$ 439,000	127,000
Pentavalent	\$ 110,000	93,800
Total	\$ 549,000	

Co-financing projections for 2020 - 2024



	2020		2021		2022		2023		2024	
Penta	\$	117,548	\$	134,044	\$	152,832	\$	174,111	\$	198,581
PCV	\$	369,436	\$	421,282	\$	480,245	\$	547,319	\$	624,210
HPV national	\$	-	\$	125,499	\$	44,168	\$	130,793	\$	151,957
Total	\$	486,984	\$	680,824	\$	677,244	\$	852,224	\$	974,749

- Projections are based on Gavi's operational forecast version 16.
- These projections do not guarantee renewal of support or approval of country's application.
- Final co-financing obligations will be communicated through decision letters.