

# COVAX DATA BRIEF

December 08, 2023



## SUPPLY

### CUMULATIVE TOTAL NUMBER OF DOSES



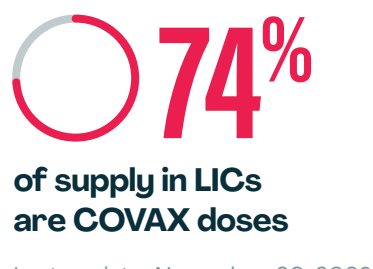
1,055m APA

53%

926m donations

47%

### COVAX SUPPLY

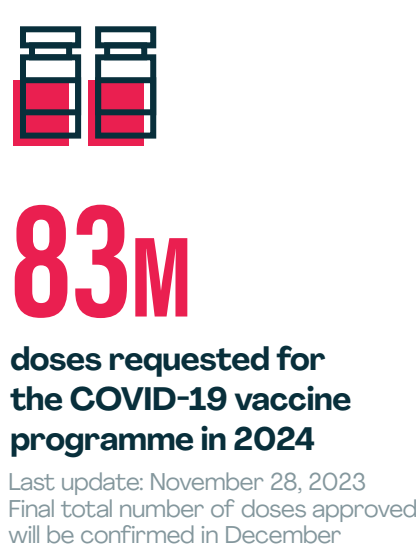


### CUMULATIVE TOTAL

Vaccine products	Allocation*	Shipped	No. countries
Pfizer-BioNTech	550m	549m	115
J&J	318m	316m	68
Covishield (SII/AZ)	292m	292m	49
AstraZeneca	290m	288m	127
Moderna	189m	187m	43
Sinovac	133m	118m	21
Sinopharm	115m	115m	34
Pfizer-BioNTech Pediatric	82m	81m	31
Pfizer-BioNTech VCV	35m	32m	29
Novavax	2.3m	1.8m	1

To date: November 28, 2023  
\* Allocation after any adjustment

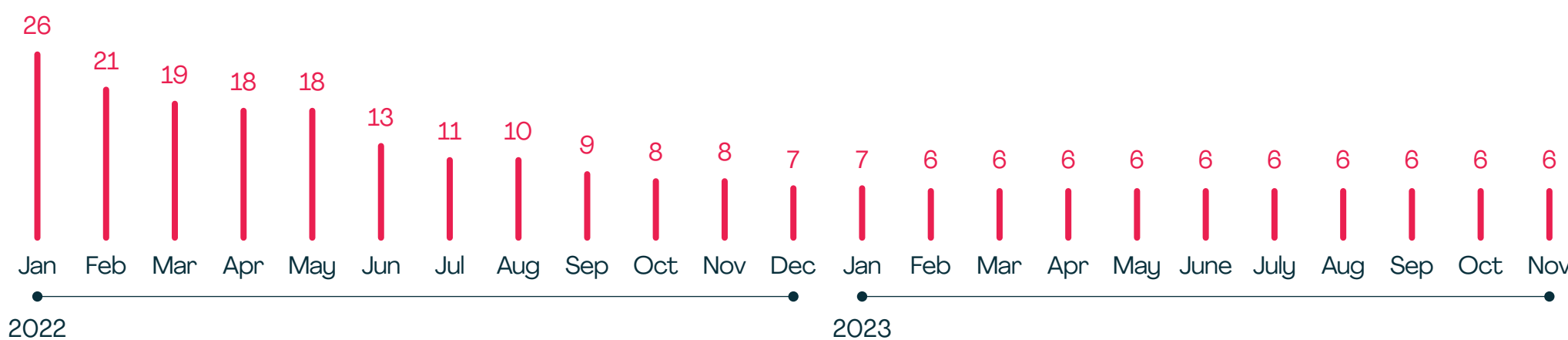
## DEMAND



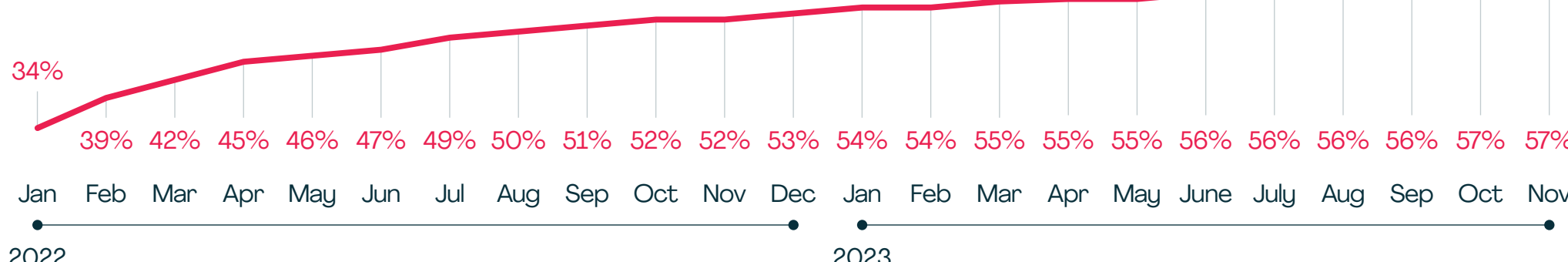
## COVERAGE

### TRACKING LOWER-INCOME COUNTRIES' PROGRESS

Number of AMC countries with less than 10% primary series coverage



Percentage of primary series coverage (AMC92)



Last update: November 28, 2023  
List of countries targeted for support by the Joint COVID-19 Vaccine Delivery Partnership.

Resource: 21

**6** AMC countries with less than 10% primary series coverage

- Burundi
- Haiti
- Madagascar
- Papua New Guinea
- Senegal
- Yemen

	% coverage (1 dose)	% coverage (2 doses)	% coverage HCWs (2 doses)*	% coverage older adults (2 Doses)*	% with booster programmes	% booster coverage	% of deliveries from COVAX
Global	72%	67%	89%	83%	90%	32%	13%
AMC92	63%	57%	84%	72%	88%	17%	30%
AMC91	56%	49%	77%	62%	88%	17%	44%**
LICs	35%	29%	65%	39%	81%	5%	74%
LMICs	69%	62%	89%	78%	89%	20%	38%**
UMICs	81%	77%	92%	86%	93%	46%	3%
HICs	81%	76%	89%	92%	94%	49%	0%

\* The denominator for each group is dependent upon the number of countries reporting uptake in these coverage groups (i.e. Only 72 of the 92 AMCs are reporting HCW uptake)  
\*\* This percentage excludes India  
The % of deliveries from COVAX is reported from November 20, 2023.  
Cumulative for all sources as of November 24, 2023.

High risk booster coverage

AMC older adults booster

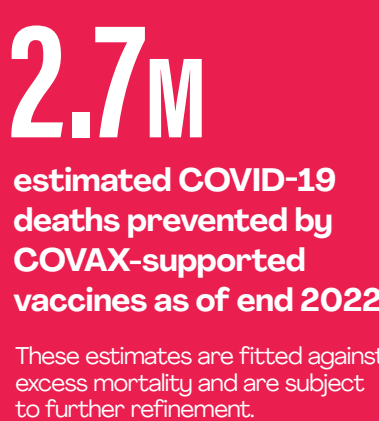
**23%**

AMC HCWs booster

**57%**

## ADMINISTRATION

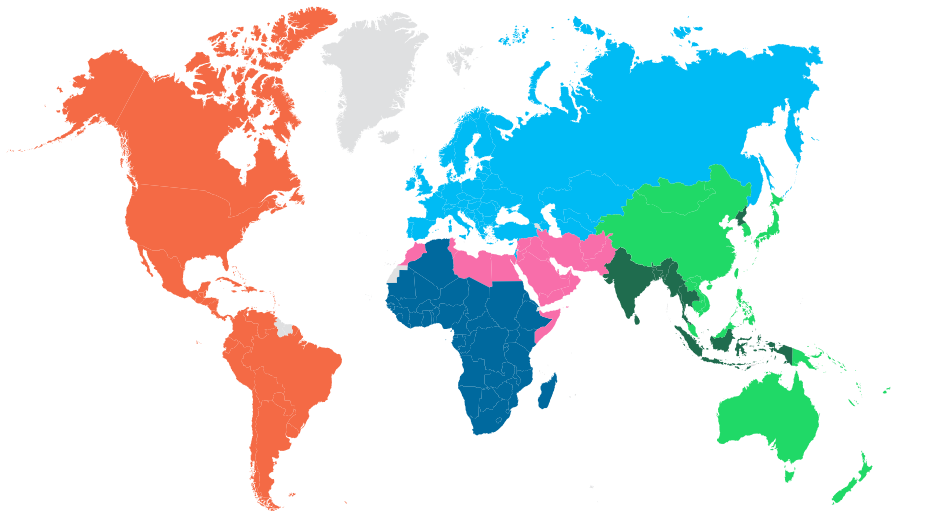

### IMPACT



### COVAX DELIVERY SUPPORT



Funding goes beyond EA+NBF+CD3 and includes additional funding streams



WHO region	AMC countries	Total doses administered	CDS funding breakdown*
SEARO	10	3,220m	\$78m
EMRO	11	589m	\$215m
AFRO	40	596m	\$657m
WPRO	15	527m	\$44m
EURO	6	142m	\$31m
PAHO	10	62m	\$28m

Last update: November 23, 2023  
\* These amounts (in US\$) reflect the total funding for Early Access, Needs-based and CDS3 that has been thus far approved.

### AMC COUNTRIES, ALL SOURCES



## COVAX PORTFOLIO ADVANCE PURCHASE AGREEMENTS (APAs)

### Status of advance purchase agreements

AstraZeneca	Completed	Moderna APA 2	Completed
Clover	In progress	Novavax	Terminated
Covishield (SII/AZ)	Completed	Pfizer APA 1	Completed
Covovax (SII/INVX)	Completed	Pfizer APA 2	In progress
J&J	In progress	Sinopharm	Completed
Moderna APA 1	Completed	Sinovac	Completed

● In progress ● Completed  
● Nearing completion ○ Terminated  
Last update: December 08, 2023

### Current expiries




### AMC price per dose (US\$)

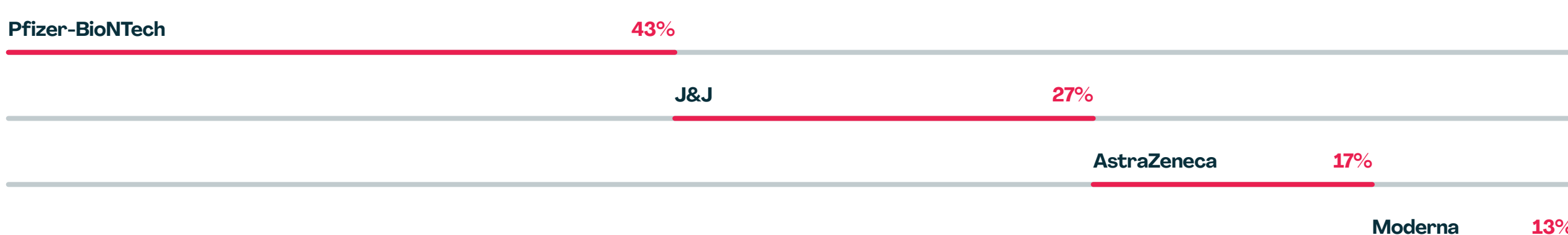
Supplier Name	2021	2022	2023
Beijing Institute of Biological Products Co (China)	\$5.50	\$5.50	
Sinovac Life Sciences Co, (China)	*	*	
Janssen Pharmaceutica NV (Belgium)	\$7.50	\$7.50	\$7.50
Pfizer Overseas LLC (USA)	*	*	*
AstraZeneca (UK)	\$4.00	\$4.00	
Moderna Switzerland GmbH	\$10.00	\$7.00	
Novavax, Inc. (USA)	*	*	
Serum Life Sciences, multiple products (UK)	\$3.00	\$3.00	

\* Supplier has not agreed to the publication of prices.  
As of: November 28, 2023  
Full UNICEF COVID-19 vaccine price data: Resource: 71

## COVAX PORTFOLIO DONATIONS



### Donation volume, by product



Last update: November 28, 2023

COVAX

This COVAX data brief is produced by Gavi, the Vaccine Alliance's Office of the COVAX Facility, based on data from CEPI, WHO, and UNICEF.  
Coverage Equity graphic data source:

WHO COVID-19 Dashboard 71



World Health Organization



unicef



CEPI



Gavi  
The Vaccine Alliance