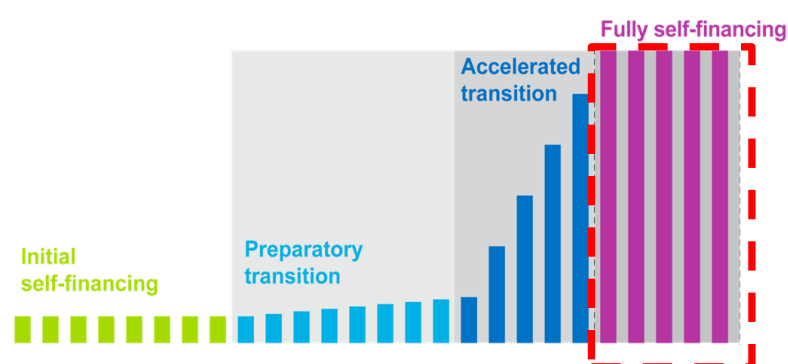


Kiribati

Region: WPRO

Key information on co-financing

- Gross National Income per capita (2017): **\$2,780**
- Co-financing status (2019): **Fully self-financing**
- From end of 2016, country is fully self-financing all the vaccines.



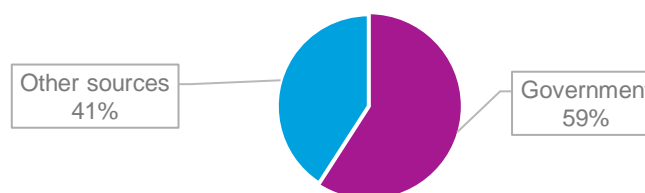
Immunisation financing

	2013	2014	2015	2016	2017
Vaccines used in routine immunisation					
- Government expenditure	\$ -	\$ -	\$ 81,433	\$ -	\$ 129,204
- Total expenditure	\$ -	\$ -		\$ -	\$ 144,357
- Government as % of total	N/A	N/A	N/A	N/A	90%
Routine immunisation					
- Government expenditure	\$ -	\$ -		\$ -	\$ 141,204
- Total expenditure	\$ -	\$ -		\$ -	\$ 238,860
- Government as % of total	N/A	N/A	N/A	N/A	59%

Source: WHO-UNICEF Joint Reporting Form 2017

Domestic General government expenditure on health as a share of gross domestic product: **0.01%**

Expenditure on routine immunisation in 2017



Source: WHO National Health Accounts, 2015

Gavi supported vaccines

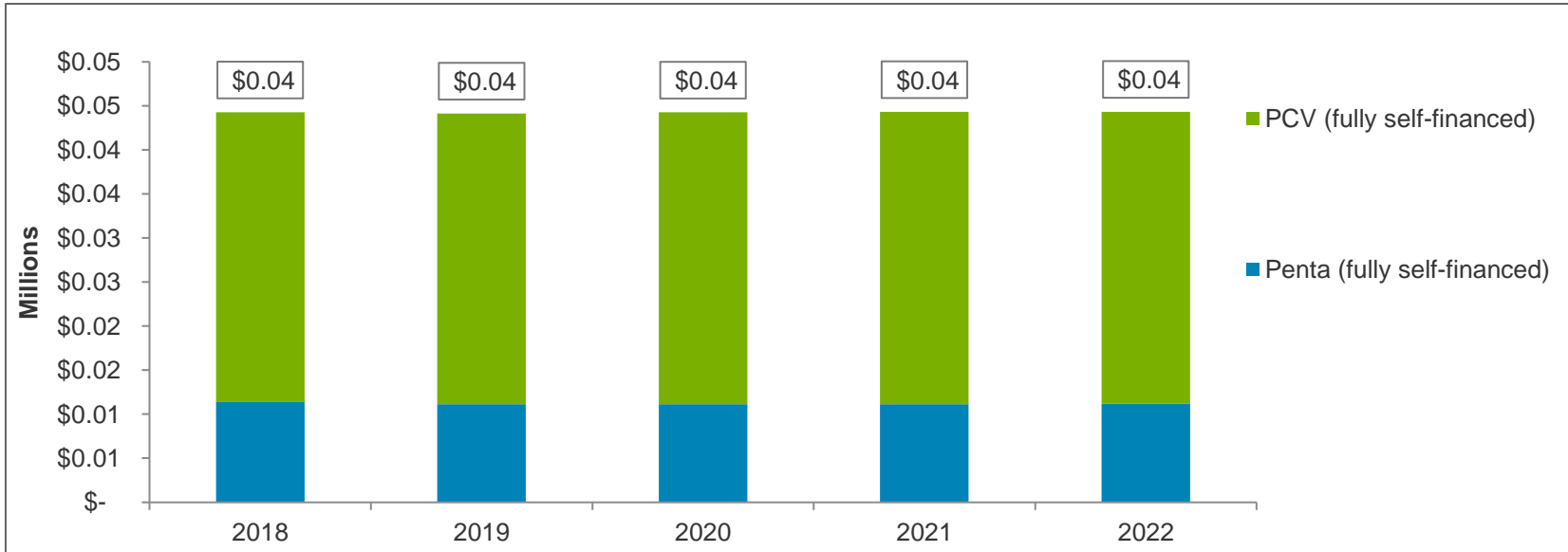
Vaccines	Type	Year(s) of Gavi support	Co-financing required
Pentavalent	Routine	2008-2015	Yes
PCV	Routine	2013-present	Yes
IPV	Routine	2015-present	No

Co-financing payments

	Total amount paid by the country	Co-financed vaccines
2008	\$ 6,000	Penta -
2009	\$ 18,000	Penta -
2010	\$ 12,000	Penta -
2011	\$ 21,000	Penta -
2012	\$ 16,000	Penta -
2013	\$ 31,000	Penta PCV
2014	\$ 24,000	Penta PCV
2015	\$ 51,000	Penta PCV
2016	\$ 27,000	* PCV

Country is fully-self financing all the vaccines starting from 2017.

Co-financing projections for 2018 - 2022 (Fully Self-financed)



	2018	2019	2020	2021	2022
Penta (fully self-financed)	\$ 11,364	\$ 11,117	\$ 11,145	\$ 11,160	\$ 11,167
PCV (fully self-financed)	\$ 32,912	\$ 33,028	\$ 33,113	\$ 33,155	\$ 33,176
Total	\$ 44,276	\$ 44,145	\$ 44,258	\$ 44,315	\$ 44,343

- Projections are based on Gavi's operational forecast version 16 and Gavi public price forecast version 16.