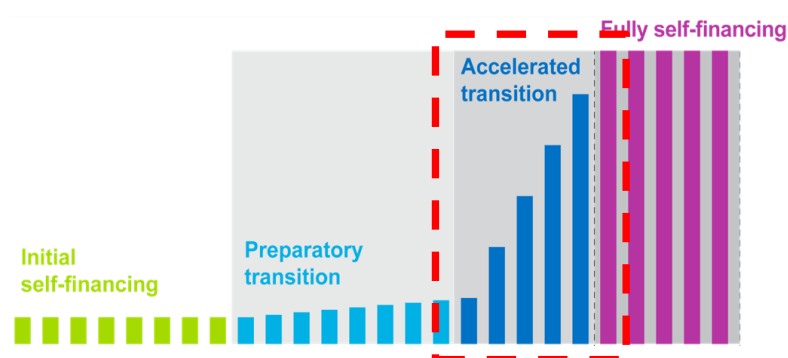


Papua New Guinea

Region: WPRO

Key information on co-financing

- Gross National Income per capita (2017): \$ 2,410
- Co-financing status (2019): Accelerated transition phase
Country will start self-financing all its vaccines from 2021, except IPV.



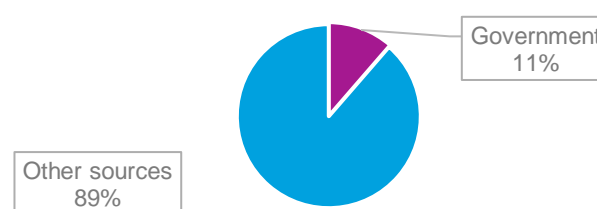
Immunisation financing

	2013	2014	2015	2016	2017
Vaccines used in routine immunisation					
- Government expenditure	\$ 1,673,079	\$ 1,141,391	\$ 1,253,329	\$ 1,043,588	\$ 315,811
- Total expenditure	\$ 2,693,920	\$ 3,180,000	\$ 2,691,757	\$ 2,552,462	\$ 1,626,131
- Government as % of total	62%	36%	47%	41%	19%
Routine immunisation					
- Government expenditure	\$ 2,118,613	\$ 3,292,234	\$ 1,253,329	\$ 1,049,974	\$ 321,456
- Total expenditure	\$ 6,365,102	\$ 6,140,236	\$ 10,870,722	\$ 3,068,766	\$ 2,828,621
- Government as % of total	33%	54%	12%	34%	11%

Source: WHO-UNICEF Joint Reporting Form 2017

Domestic General government expenditure on health as a share of gross domestic product: **0.02%**

Expenditure on routine immunisation in 2017



Source: WHO National Health Accounts, 2015

Gavi supported vaccines

Vaccines	Type	Year(s) of Gavi support	Co-financing required
Tetra DTP-HepB	Routine	2007-2008	Yes
Pentavalent	Routine	2009-present	Yes
PCV	Routine	2013-present	Yes
Measles	Routine	2015-present	No
IPV	Routine	2015-present	No
Measles-Rubella	Campaign	2015	No
Measles-Rubella	Routine	2016-present	Yes

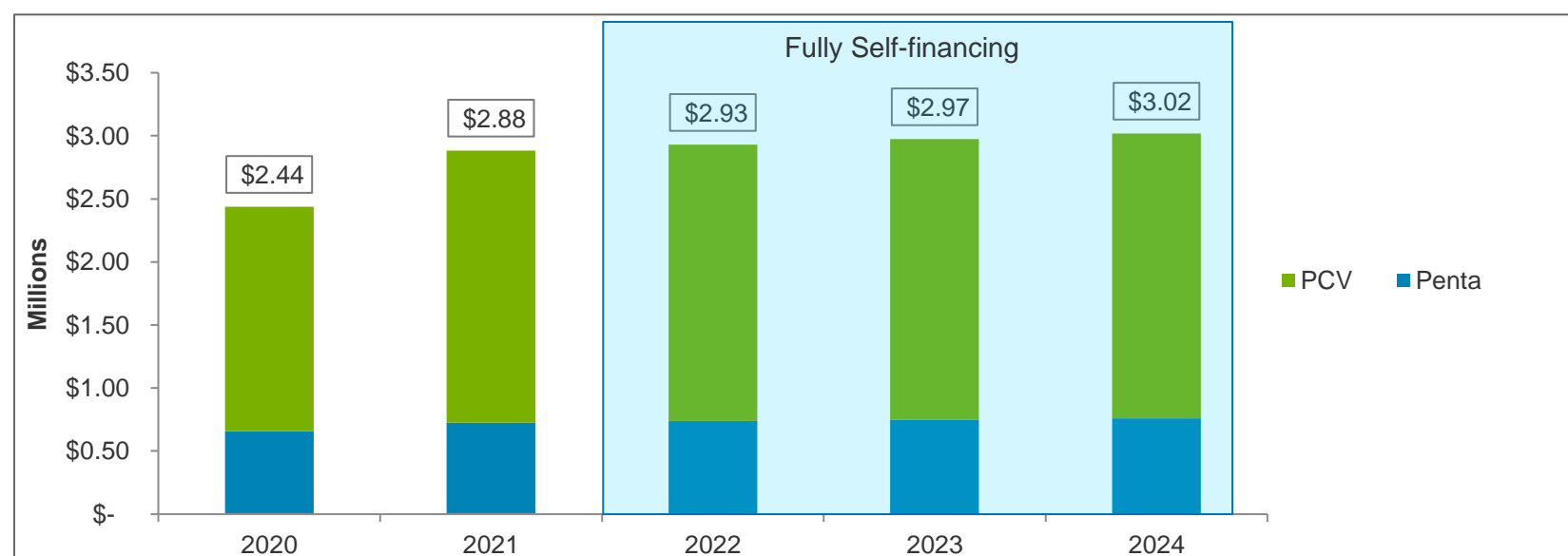
Co-financing payments

	Total amount paid by the country	Co-financed vaccines
2009	\$ 658,000	Penta -
2010	\$ 516,000	Penta -
2011	\$ 473,000	Penta -
2012	\$ 607,000	Penta -
2013	\$ 261,000	Penta PCV
2014	\$ 542,000	Penta PCV
2015	\$ 950,000	Penta PCV
2016	\$ 917,000	Penta PCV
2017	\$ 1,357,000	Penta PCV
2018	\$ 1,622,000	Penta PCV

Co-financing obligations for 2019

	Co-financing obligations (in US\$)	Co-financing obligations (in doses)
Pentavalent	\$ 212,500	182,500
Total	\$ 212,500	

Co-financing projections for 2020 - 2024



	2020	2021	2022	2023	2024
Penta	\$ 657,911	\$ 726,262	\$ 737,562	\$ 748,844	\$ 760,065
PCV	\$ 1,779,381	\$ 2,157,722	\$ 2,191,296	\$ 2,224,813	\$ 2,258,151
Total	\$ 2,437,292	\$ 2,883,984	\$ 2,928,858	\$ 2,973,657	\$ 3,018,216

- Projections are based on Gavi's operational forecast version 16.
- These projections do not guarantee renewal of support or approval of country's application.
- Final co-financing obligations will be communicated through decision letters.