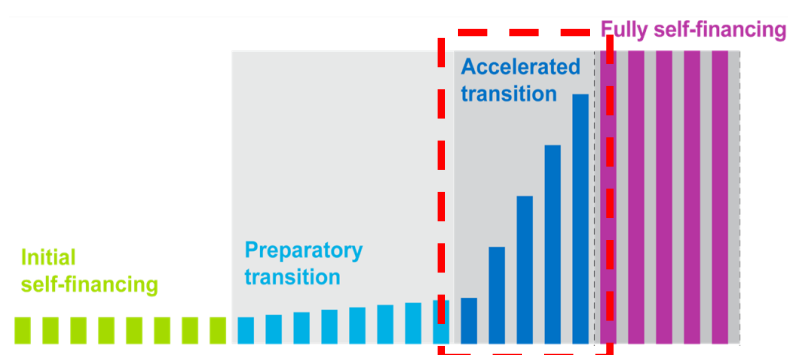


Solomon Islands

Region: WPRO

Key information on co-financing

- Gross National Income per capita (2017): **\$1,920**
- Co-financing status (2019): **Accelerated transition phase**



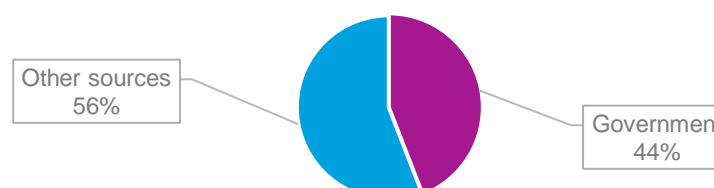
Immunisation financing

	2013	2014	2015	2016	2017
Vaccines used in routine immunisation					
- Government expenditure	\$ 147,508	\$ 180,438	\$ 170,173	\$ 205,725	\$ 228,685
- Total expenditure	\$ 271,508	\$ 281,172	\$ 648,173	\$ 601,073	\$ 378,690
- Government as % of total	54%	64%	26%	34%	60%
Routine immunisation					
- Government expenditure	\$ 765,520	\$ 330,438	\$ 196,173	\$ 235,725	\$ 481,850
- Total expenditure	\$ 1,319,639	\$ 910,318	\$ 1,453,530	\$ 2,345,362	\$ 1,092,487
- Government as % of total	58%	36%	13%	10%	44%

Source: WHO-UNICEF Joint Reporting Form 2017

Domestic General government expenditure on health as a share of gross domestic product: **0.05%**

Expenditure on routine immunisation in 2017



Source: WHO National Health Accounts, 2015

Gavi supported vaccines

Vaccines	Type	Year(s) of Gavi support	Co-financing required
Pentavalent	Routine	2008-present	Yes
Measles-Rubella	Campaign	2014	No
PCV	Routine	2015-present	Yes
IPV	Routine	2015-present	No
HPV	Demonstration	2015	No
Measles-Rubella	Routine	2018-present	Yes

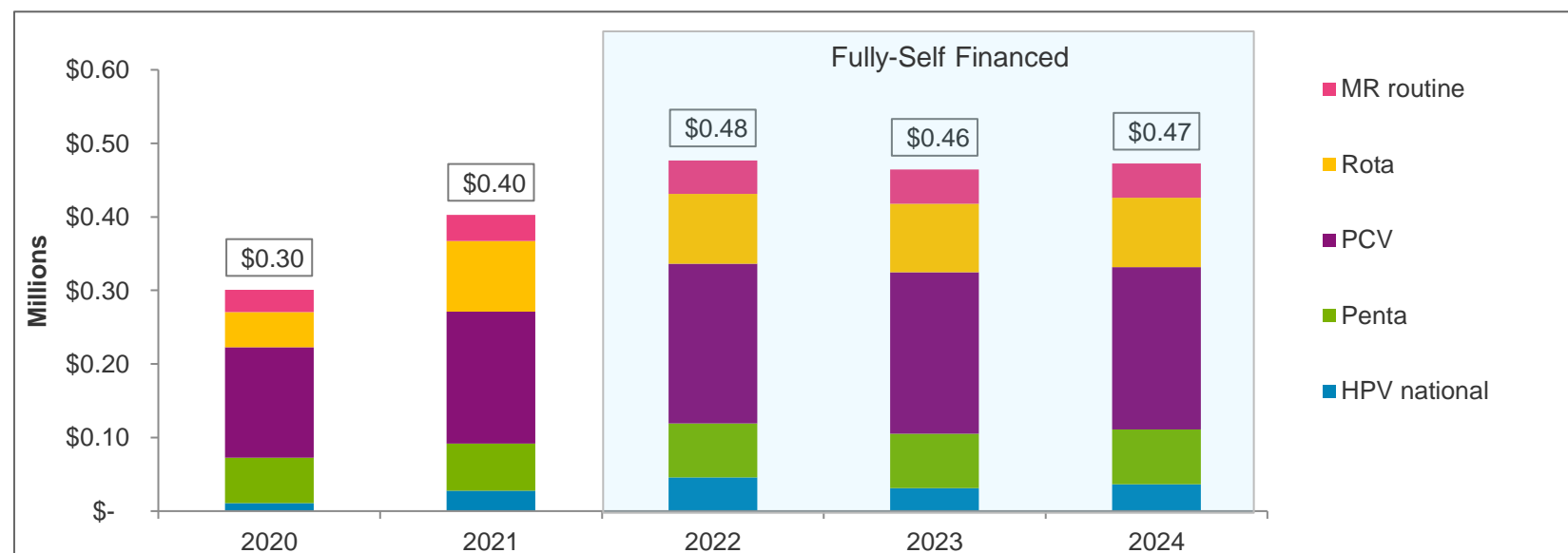
Co-financing payments

	Total amount paid by the country	Co-financed vaccines
2008	\$ 7,000	Penta
2009	\$ 52,000	Penta
2010	\$ 29,000	Penta
2011	\$ 133,000	Penta
2012	\$ 84,000	Penta
2013	\$ 28,000	Penta
2014	\$ 80,000	Penta
2015	\$ 59,000	Penta PCV
2016	\$ 77,000	Penta PCV
2017	\$ 100,000	Penta PCV
2018	\$ 177,000	Penta PCV MR

Co-financing obligations for 2019

	Co-financing obligations (in US\$)	Co-financing obligations (in doses)
Pentavalent	\$ 67,000	57,100
MR	\$ 22,500	32,100
PCV	\$ 187,500	54,200
HPV	\$ 19,500	4,200
Total	\$ 296,500	

Co-financing projections for 2020 - 2024



	2020	2021	2022	2023	2024
HPV national	\$ 10,922	\$ 27,914	\$ 45,648	\$ 31,529	\$ 36,397
Penta	\$ 61,966	\$ 64,008	\$ 73,276	\$ 73,837	\$ 74,440
PCV	\$ 149,943	\$ 179,098	\$ 217,704	\$ 219,370	\$ 221,161
Rota	\$ 47,726	\$ 96,242	\$ 94,443	\$ 93,365	\$ 93,949
MR routine	\$ 30,294	\$ 35,762	\$ 45,833	\$ 46,183	\$ 46,560
Total	\$ 300,851	\$ 403,024	\$ 476,904	\$ 464,284	\$ 472,508

- Projections are based on Gavi's operational forecast version 16.
- These projections do not guarantee renewal of support or approval of country's application.
- Final co-financing obligations will be communicated through decision letters.